

BNC Connectors (50 ohm/75 ohm)

Product Facts

- Bayonet lock coupling for quick connect/disconnect
- Various connectors available in 50 and 75 ohm versions
- Fully intermateable with comparable BNC UG/U connectors
- Full range of Hex Crimp and O Crimp Products for common coaxial cables.
- Low VSWR
- Single crimp connectors offer one crimping operation for fast application
- Twist-on connectors require no special tooling for application to the cable
- Field serviceable (Category A) connectors qualified to MIL-C-39012
- Field replaceable (Category C) plugs with captivated center contact
- Field replaceable plugs can be terminated with industry standard tooling
- Tarnish resistant Nickel finish available
- Choice of different dielectrics
- Listed under the Component Program of Underwriters Laboratories Inc., File No. E81956 
- PC Board soldered connectors are recognized under the Component Program of Underwriters Laboratories Inc., File No. E81956 
- Certified by Canadian Standards Association File No. LR 7189 

Between Series Adapters

For BNC Between Series Adapters, see pages 251-260.



The Tyco Electronics BNC RF connector family with bayonet locking coupling provides highly reliable, quick connect/disconnect coaxial connections. Exclusive single and O crimp terminations allow positive insulation grip and require no soldering, providing terminations at a very low overall applied cost.

Available in both 50 and 75 ohm versions, these con-

nectors feature numerous styles including cable plugs and jacks, adapters and printed circuit board connectors. In addition to a variety of crimp type terminations, connectors are furnished in field replaceable and twist-on styles. These connectors accept a wide range of coaxial cables and are intermateable with industry standard connectors designed to MIL-C-39012 specifications.

Tyco Electronics can also supply low cost alternatives with an extensive commercial type product line. A lower cost consumer series product offers the capability to supply center contacts in strip form and allow for automated center contact crimp technology. All connectors are designed around the mil-specifications, but utilize low-cost materials, offering comparable mechanical and electrical performance.

Related Product Data

Product Specifications —

- 108-1275 — BNC Ohm Terminators
- 108-12020 — BNC O Crimp Connectors
- 108-12044 — BNC Commercial Hex Crimp
- 108-12047 — BNC Commercial and Hex Crimp Connectors
- 108-12074 — BNC Solder Jacks
- 108-12075 — BNC Connectors (Category A)
- 108-12078 — BNC Commercial PCB Panel-Mount Jacks

- 108-12002 — BNC Commercial T Adapter
- 108-12095 — BNC Commercial 75 Ohm Connectors
- 108-12096 — BNC Commercial Feed-Thru and Bulkhead Adapters
- 108-12079 — BNC Commercial 50 Ohm Solder Jacks
- 108-12103 — BNC Commercial PCB Press Fit Jacks

Application Specifications —

- 114-12001 — BNC Commercial PCB Jack Press Fit

Performance Specifications —

Page 45

Material Specifications — Page 46

Tooling — Pages 266-268

Military Category — All MIL type O crimp connectors are Category B Type (Tyco Electronics Crimp Tooling), unless otherwise noted.

Packaging — All MIL Type connectors are packaged individually, all O crimp connectors are bulk packaged and all Hex crimp connectors are individually packaged unless otherwise noted.

BNC Connectors (50 ohm/75 ohm) Performance Specifications

Characteristics	Single Crimp (MIL Type)	Category B O Crimp (MIL Type)	Straight Solder Clamp	Right-Angle Solder Clamp	Commercial O Crimp & Hex Crimp 50 Ohms	Commercial O Crimp & Hex Crimp 75 Ohms	Commercial PC Board 50 & 75 Ohms	Commercial Solder 50 Ohm Jacks
Electrical								
Impedance, Nom. (Ohms)	50	50	50	50	50	75	50 & 75	50 & 75
Working Voltage (Volts RMS)	500	500	500	500	500	500	500	500
Contact Resistance (Milliohms)	Inner: 1.5 Outer: 0.3	Inner: 1.5 Outer: 0.2	Inner: 1.5 Outer: .20	Inner: 1.5 Outer: .20	Inner: 2.0 Outer: 1.0	Inner: 2.0 Outer: 2.0	Inner: 6/1.5 Outer: 3/0.2	Inner: 2.75 Outer: 1.0
Initial Insulation Resistance (Megohms)	5000	5000	5000	5000	5000	5000	5000	5000
Dielectric Withstanding Voltage (VAC)	1500	1500	1500	1500	1500	1500	1500	1500
Corona Level at 70,000 ft. (Volts, RMS)	375	375	375	375	375	375	—	375
RF Leakage, Max. (dB)	—	-55 at 2-3 GHz	-55 at 2-3 GHz	-55 at 2-3 GHz	-55 at 2-3 GHz	-55 at 1-2 GHz	—	—
RF Insertion Loss, Max. (dB)	—	0.2 at 3 GHz	0.2 at 3 GHz	0.3 at 3 GHz	0.2 at 3 GHz	0.15 at 2 GHz	—	—
Frequency Range (GHz)	0-2.5	0-4	0-4	0-4	0-4	0-2	0-4 and 0-2	0-4
VSWR in Frequency Range Max.	1.35	1.30	1.30	1.35	1.30	1.30	—	—
Mechanical								
Force to Engage (lbs. [N])/couple, (in-lbs. [N·m]) max.	13.3/11.12 [3/2.5]	13.3/11.12 [3/2.5]	13.3/.028 [3/2.5]	13.3/.028 [3/2.5]	26.7/26.69 [6/6.0]	26.7/26.69 [6/6.0]	—	—
Coupling Nut Retention, Min. N [lbs.]	444.8 [100]	444.8 [100]	444.8 [100]	444.8 [100]	266.9 [60]	266.9 [60]	—	—
Cable Retention, N [lbs.]	266.9 [60] (RG58C/U)	266.9 [60] (RG58C/U)	177.9 [40] (RG58C/U)	177.9 [40] (RG58C/U)	266.9 [60] (RG58C/U)	266.9 [60] (RG58C/U)	266.9 [60] (PCB Ret)	—
Durability (Cycles)	500	500	500	500	500	500	500	500
Jam Nut Mounting Torque, Max. [N·m] (in. lbs.)	25 [2.8]	25 [2.8]	25 [2.8]	—	25 [2.8]	25 [2.8]	25 ³ /12 ⁴ [2.8/1.4]	25 [2.8]
Environmental								
Temperature Range, Operating (C°)	-65 to +85	-65 to +165 ¹ -55 to +85 ²	-65 to +165	-65 to +165	-55 to +85	-55 to +85	-55 to +85	-65 to +165
Vibration	MIL-STD-202 Method 204 Cond. B	MIL-STD-202 Method 204 Cond. B	MIL-STD-202 Method 204 Cond. B	MIL-STD-202 Method 204 Cond. B	MIL-STD-1344 Method 2005 Cond. III	MIL-STD-202 Method 204 Cond. B	MIL-STD-202 Method 201A	MIL-STD-202 Method 204 Cond. B
Physical Shock	MIL-STD-202 Method 213 Cond. G, 50 G's	MIL-STD-202 Method 213 Cond. G, 50 G's	MIL-STD-202 Method 213 Cond. G	MIL-STD-202 Method 213 Cond. G	MIL-STD-1344 Method 2004 Cond. G, 100 G's	MIL-STD-202 Method 213 Cond. I, 100 G's	MIL-STD-202 Method 213 Cond. I or A, 50 G's	MIL-STD-202 Method 213 Cond. I, 100 G's
Thermal Shock	MIL-STD-202 Method 107	MIL-STD-202 Method 107	MIL-STD-202 Method 107	MIL-STD-202 Method 107	MIL-STD-1344 Method 1003 Cond. A	MIL-STD-202 Method 107	MIL-STD-202 Method 107	MIL-STD-202 Method 107
Moisture Resistance	MIL-STD-202 Method 106	MIL-STD-202 Method 106	MIL-STD-202 Method 106	MIL-STD-202 Method 106	MIL-STD-1344 Method 1002 Type II	MIL-STD-202 Method 106	MIL-STD-202 Method 106	MIL-STD-202 Method 106
Salt Spray	MIL-STD-202 Method 101 Cond. B	MIL-STD-202 Method 101 Cond. B	MIL-STD-202 Method 101 Cond. B	MIL-STD-202 Method 101 Cond. B	MIL-STD-1344 Method 1001 Cond. B	MIL-STD-202 Method 101 Cond. B	MIL-STD-202 Method 101 Cond. B	MIL-STD-202 Method 101 Cond. B
Product Specification	108-12002	108-12020	—	—	108-12044 108-12047	108-12095	108-12078	108-12079

¹Assembled to cable with polytetrafluorethylene dielectric.

²Assembled to cable with polyethylene dielectric.

³For Metal Threads

⁴For Polyester Threads

BNC Connectors (50 ohm/75 ohm) Performance Specifications (Continued)

Connector Component	Single Crimp (MIL Type)	Category B & C O Crimp (MIL Type)	Straight Solder Clamp	Right-Angle Solder Clamp	Commercial O Crimp Hex Crimp & Terminators	Commercial PCB Solder	Commercial PCB Press Fit	Commercial Solder Ohm Jacks	Adapters
Connector Material									
Collar	Brass QQ-B-626	Brass QQ-B-626	Brass	Brass	Brass QQ-B-626 Zinc QQ-Z-363	—	—	—	Brass QQ-B-626
Outer Contact (Plug)	Brass QQ-B-626 Beryl. Copper QQ-C-530	Phos. Bronze QQ-B-750	Brass	Brass	Brass MIL-C-21768	—	—	—	Brass QQ-B-626 Beryl. Copper QQ-C-530
Shell (Jack)	Brass QQ-B-626	Brass QQ-B-626	Brass	—	Zinc QQ-Z-363	Zinc QQ-Z-363	Zinc Zinc QQ-Z-363	QQ-Z-363 Brass QQ-B-626	Brass QQ-B-626
Dielectric	TEFLON MIL-P-19468 Polypropylene Gen. Purpose	TEFLON MIL-P-19468	TEFLON	TEFLON	Polyethylene Polypropylene Polymethylpentene Gen. Purpose	Polymethylpentene Gen. Purpose ¹	TEFLON MIL-P-19468	TEFLON MIL-P-19468 Polyester PBT MIL-P-24519	TEFLON MIL-P-19468 Polypropylene, Gen. Purpose
Center Contact (Plug)	Brass QQ-B-626	Brass QQ-B-626	Brass	Brass	Brass QQ-B-626	—	—	—	Brass QQ-B-626 Beryl. Copper QQ-C-530
Center Contact (Jack)	Beryl. Copper ASTM-B-643 QQ-C-530	Beryl. Copper ASTM-B-643 QQ-C-530	Beryl. Copper	Beryl. Copper	Beryl. Copper QQ-C-530	Phos. Bronze QQ-B-750	Beryl. Copper QQ-C-530	Phos. Bronze QQ-B-570 Beryl. Copper QQ-C-530	Phos. Bronze QQ-B-570 Beryl. Copper QQ-C-530
Gasket	Silicon Rubber QQ-R-765	Silicon Rubber QQ-R-765	Silicon Rubber	Silicon Rubber	Silicon Rubber QQ-R-765	—	—	—	Silicon Rubber QQ-R-765
Ferrule	Copper QQ-C-576	Copper QQ-C-576	—	—	Copper QQ-C-576	—	—	—	—
Connector Primary Finishes²									
Collar	Silver QQ-S-365 Bright Nickel QQ-N-290	Silver QQ-S-365 Bright Nickel QQ-N-290	Silver/ Bright Nickel	Silver/ Bright Nickel	Bright Nickel QQ-N-290	—	—	—	Silver QQ-S-365 Bright Nickel QQ-N-290
Outer Contacts (Plug & Jack)	QQ-S-365 Gold	Silver QQ-S-365 Bright Nickel QQ-N-290	Silver/ Bright Nickel	Silver/ Bright Nickel	Bright or Matte Nickel QQ-N-290	Bright Nickel QQ-N-290	Bright Nickel QQ-N-290	Bright Nickel QQ-N-290	Silver QQ-S-365 Bright Nickel QQ-N-290
Center Contacts (Plug & Jack)	MIL-G-45204 Silver	Gold MIL-G-45204	Gold	Gold	Tin Lead ASTM-B-545 Silver, QQ-S-365 Gold, MIL-G-45204	Tin Lead ASTM-B-545 Silver, QQ-S-365 Gold, MIL-G-45204	Gold MIL-B-45204	Tin Lead ASTM-B-545 Silver, QQ-S-365 Gold, MIL-G-45204	Silver QQ-S-365 Gold MIL-G-45204
Ferrule ³	QQ-S-365	Silver QQ-S-365 Tin Lead ASTM-B-545	—	—	Tin Lead ASTM-B-545	—	—	—	—

¹Several pc board connectors have an outer polyester PBT insulator per MIL-P-24519.

²If more than one finish is listed, refer to individual catalog page(s) or customer drawings for exact specification.

³Ferrules with tin-lead finish are used with nickel plated outer contacts.

TEFLON is a trademark of E.I. Dupont de Nemours and Company.

BNC Connectors, 50 Ohm

Plugs, Crimp

Single Crimp



Hex and O Crimp



RG/U Cable	Termination Type	Body Plating	Dielectric	Style	Dim. L	CERTI-CRIMP Hand Tool with Integral Die	Interchangeable Dies for PRO-CRIMPER Hand Tool 354940-1 or PRO-CRIMPER Adapter 679304-1	Interchangeable Dies for Hand Tool 69710-1 & 626 Pneu. Head 318161-1	Part No.
178, 178A, 178B, 196, 196A	Single Crimp	Silver	TEFLON	MIL Type	33.33 1.312	69245-4	—	69471	5330876
174, 188, 188A, 316	Hex Crimp	Nickel	Polyethylene	Commercial	33.53 1.320	—	58436-3	—	2-5221128-1
	O Crimp	Nickel	Polyethylene	Commercial	27.69 1.090	220009-5	318450-2	220217-3	1-5227079-6
	O Crimp	Nickel	TEFLON	MIL Type	30.18 1.188	—	1424050-1	220026-1	5225395-7
	Single Crimp	Silver	TEFLON	MIL Type	33.33 1.312	69245-2	—	69422	2-5330061-1
179, 179A, 179B, 161, 187, 187A, BELDEN 9221	Hex Crimp	Nickel	Polyethylene	Commercial	33.53 1.320	—	58436-3	—	2-5221128-3
	O Crimp	Nickel	Polyethylene	Commercial	27.69 1.090	—	1424050-1	220217-3	2-5227079-2
	O Crimp	Nickel	TEFLON	MIL Type	30.18 1.188	—	—	220026-1	5225395-8
	Single Crimp	Silver	TEFLON	MIL Type	33.33 1.312	—	91910-1	69408	2-5329446-1
RD 316, 188, Double Braid	O Crimp	Nickel	Polyethylene	Commercial	27.69 1.090	69477-4	58539-1	—	8-5227079-2
BELDEN 8219	Hex Crimp	Nickel	Polyethylene	Commercial	33.53 1.320	—	58436-1 ²	—	2-5221128-7
	O Crimp	Nickel	Polyethylene	Commercial	27.69 1.090	220187-1	58435-1 ¹	220217-1	6-5227079-7³
BELDEN 9907, 89907 COMM/SCOPE 2104	O Crimp	Nickel	Polyethylene	Commercial	27.69 1.090	220187-1	318452-2	220217-1	6-5227079-8⁴
BELDEN 8218	O Crimp	Nickel	Polyethylene	Commercial	27.69 1.090	69477-4	58539-1	58376-1	1-5227079-9
	O Crimp	Nickel	TEFLON	MIL Type	30.18 1.188	—	91904-1	69669-2	1-5225395-0

¹Order Tyco Electronics PRO-CRIMPER Coaxial "O" Crimp Hand Tool assembly 58433-1, which includes dies 58435-1.

²Order Tyco Electronics PRO-CRIMPER Coaxial Hex Crimp Hand Tool assembly 58433-2, which includes dies 58436-1.

³For use with BELDEN 9907 cable, COMM/SCOPE 3104 cable, and BELDEN 8219 cable only.

⁴For use with BELDEN 89907 cable, and COMM/SCOPE 2104 cable only.

BELDEN is a trademark of Belden Wire and Cable Company.

COMM/SCOPE is a trademark of Commscope, Inc.

TEFLON is a trademark of E.I. Dupont de Nemours and Company.

Note: Part Numbers are RoHS compliant except: ♦ Indicates non-RoHS compliant.

BNC Connectors, 50 Ohm (Continued)

Plugs, Crimp (Continued)

Single Crimp



Hex and O Crimp



RG/U Cable	Termination Type	Body Plating	Dielectric	Style	Dim. L	CERTI-CRIMP Hand Tool with Integral Die	Interchangeable Dies for PRO-CRIMPER Hand Tool 354940-1 or PRO-CRIMPER Adapter 679304-1	Interchangeable Dies for Hand Tool 69710-1 & 626 Pneu. Head 318161-1	Part No.
58, 58A, 58B, 58C	Hex Crimp	Nickel	Polyethylene	Commercial	33.53 1.320	—	58436-12	—	5221128-13
	O Crimp	Nickel	Polyethylene	Commercial	27.69 1.090	220187-1	58435-11	220217-1	5227079-5
	O Crimp	Nickel	TEFLON	MIL Type	33.74 1.328	69478-1	220189-3	69727	5225395-1
	Single Crimp	Silver	TEFLON	MIL Type	33.33 1.312	—	91904-4	69223-1	2-5329444-1
BELDEN 88240, BERK-TEK BTDC-58, COMM/SCOPE 2135	Hex Crimp	Nickel	Polyethylene	Commercial	33.53 1.320	—	58436-12	—	1-5221128-0
	O Crimp	Nickel	Polyethylene	Commercial	33.33 1.312	220187-1	58435-11	220217-1	4-5227079-3
	O Crimp	Nickel	TEFLON	MIL Type	33.33 1.312	69478-1	220189-3	69727	4-5225395-2
223, 55, 55A, 55B	O Crimp	Nickel	Polyethylene	Commercial	27.69 1.280	220187-1	58435-11	220217-1	5227079-6
	O Crimp	Nickel	TEFLON	MIL Type	43.64 1.718	69478-1	220189-3	69727	5225395-3
	Single Crimp	Silver	TEFLON	MIL Type	33.33 1.312	—	91904-3	69424	2-5329444-2
142, 142A, 142B, 400	O Crimp	Nickel	Polyethylene	Commercial	27.69 1.090	220187-1	58435-11	220217-1	6-5227079-1
	O Crimp	Nickel	TEFLON	MIL Type	30.18 1.188	69478-1	220189-3	69727	5225395-6
	Single Crimp	Silver	TEFLON	MIL Type	33.33 1.312	69331-1	—	69429-1	2-5330358-2

Consult Tyco Electronics for recommended crimp tooling.

¹Order Tyco Electronics PRO-CRIMPER Coaxial "O" Crimp Hand Tool assembly 58433-1, which includes dies 58435-1.

²Order Tyco Electronics PRO-CRIMPER Coaxial Hex Crimp Hand Tool assembly 58433-2, which includes dies 58436-1.

³Bulk packaged.

BELDEN is a trademark of Belden Wire and Cable Company.

BERK-TEK is a trademark of Nexans, Inc.

COMM/SCOPE is a trademark of Commscope, Inc.

TEFLON is a trademark of E.I. Dupont de Nemours and Company.

Note: Part Numbers are RoHS compliant except: ♦ Indicates non-RoHS compliant.

BNC Connectors, 50 Ohm (Continued)

Plugs, Crimp (Continued)

Single Crimp



Hex and O Crimp



RG/U Cable	Termination Type	Body Plating	Dielectric	Style	Dim. L	CERTI-CRIMP Hand Tool with Integral Die	Interchangeable Dies for PRO-CRIMPER Hand Tool 354940-1 or PRO-CRIMPER Adapter 679304-1	Interchangeable Dies for Hand Tool 69710-1 & 626 Pneu. Head 318161-1	Part No.
124, 140, 210, 62, 62A, 62B, 59, 59A, 59B, BELDEN 9291, 9209, 9269	Hex Crimp	Nickel	Polyethylene	Commercial	33.53 1.320	—	58436-12	—	1-5221128-1
	O Crimp	Nickel	Polyethylene	Commercial	27.69 1.090	220187-2	58435-11	220217-2	5227079-7
	O Crimp	Nickel	Polyethylene	Commercial	27.69 1.090	220187-2	58435-11	220217-2	1-5227079-1
	O Crimp	Nickel	TEFLON	MIL Type	30.18 1.188	—	58537-1	—	5225395-2
	Single Crimp	Silver	TEFLON	MIL Type	33.33 1.312	69141-1	—	—	2-5329445-1
302, BELDEN 88241, 89269, Hi-Temp 62A, Times PL62, BERK-TEK, BTDC-59, BTDC-62	Hex Crimp	Nickel	Polyethylene	Commercial	33.53 1.320	—	58436-12	—	1-5221128-1
	O Crimp	Nickel	TEFLON	MIL Type	34.14 1.344	69477-1	58537-1	69669-1	4-5225395-1
Hi-Temp 59, Times PL59, PLF59 (20 AWG C.C.)	O Crimp	Nickel	Polyethylene	Commercial	33.33 1.312	—	58537-1	—	5-5227079-3
BELDEN 9104, 9240, 9112, 9167, 9259, 9266, Times FM-59	Hex Crimp	Nickel	Polyethylene	Commercial	33.53 1.320	—	58436-12	—	1-5221128-7
	O Crimp	Nickel	TEFLON	MIL Type	30.94 1.218	—	58537-1	69669-1	2-5225395-0
BELDEN 8281, 9141, 9231, Western Electric 724, 728, 3049	Single Crimp	Silver	Polypropylene	MIL Type	41.50 1.634	69652	—	220000	5330878
8, 8A, 213	O Crimp	Silver	TEFLON	MIL Type	27.31 1.075	220015-1	—	—	5225886-1
11, 11A	O Crimp	Silver	TEFLON	MIL Type	47.63 1.875	220015-1	—	—	5225886-4
BELDEN 9914, Times FM-8	O Crimp	Silver	TEFLON	MIL Type	47.63 1.875	220015-1	—	—	5225886-7
Alpha 9847, BELDEN 8213, 9292	O Crimp	Silver	TEFLON	MIL Type	47.63 1.875	220015-1	—	—	225886-5 ♦
9, 9A, 9B, 214	O Crimp	Silver	TEFLON	MIL Type	52.38 2.062	220015-1	—	—	5225886-1

¹Order Tyco Electronics PRO-CRIMPER Coaxial "O" Crimp Hand Tool assembly 58433-1, which includes dies 58435-1.
²Order Tyco Electronics PRO-CRIMPER Coaxial Hex Crimp Hand Tool assembly 58433-2, which includes dies 58436-1.
 Tyco Electronics PRO-CRIMPER II Hand Tool Frame without dies Part No. 354940-1

BELDEN is a trademark of Belden Wire and Cable Company.
 BERK-TEK is a trademark of Nexans, Inc.
 TEFLON is a trademark of E.I. Dupont de Nemours and Company.

Note: Part Numbers are RoHS compliant except: ♦ Indicates non-RoHS compliant.

BNC Connectors, 50 Ohm (Continued)

Plugs, Twist-On

Related Product Data

Twist-On plugs must be used with cable that has a solid conductor. These plugs are not recommended for applications where the cable frequently moves or flexes.



Mating Twist-On Jack — Page 52

RG/U Cable	Contact Plating	Body Plating	Dielectric	Style	Part No.
59, 59A, 59B	Gold	Nickel	Polymethyl-pentene	Commercial	5414265-3

Right-Angle Plugs, Crimp

Single Crimp



Hex and O Crimp



RG/U Cable	Termination Type	Center Contact Plating	Body Plating	Dielectric	Style	Dim. L	CERTI-CRIMP Hand Tool with Integral Die	Interchangeable Dies for PRO-CRIMPER Hand Tool 354940-1 or PRO-CRIMPER Adapter 679304-1	Interchangeable Dies for Hand Tool 69710-1 & 626 Pneu. Head 318161-1	Part No.
174, 188, 188A, 316	Hex Crimp	Gold	Nickel	Polymethyl-pentene	Commercial	39.45 1.553	—	58436-3	—	5413959-3
	Single Crimp	Gold	Silver	TEFLON	MIL Type	44.45 1.750	—	91910-1	69422	5331178
179, 179A, 179B, 161, 187, 187A, BELDEN 9221	Hex Crimp	Gold	Nickel	Polymethyl-pentene	Commercial	39.45 1.553	—	58436-3	—	5413959-4
180, 180A, 180B, 195, 195A	Hex Crimp	Gold	Nickel	Polymethyl-pentene	Commercial	39.45 1.553	—	58436-3	—	5413959-5
BELDEN 9907, 89907, 8219, COMM/SCOPE 2104, 3104	Hex Crimp	Gold	Nickel	Polymethyl-pentene	Commercial	39.45 1.553	—	58436-1	—	5413959-6
58, 58A, 58B, 58C	Hex Crimp	Gold	Nickel	Polymethyl-pentene	Commercial	39.45 1.553	—	58436-1	—	5413959-1
	O Crimp	Gold	Nickel	TEFLON	MIL Type	37.29 1.468	69478-1	220189-3	69727-1	5225974-1
55, 55A, 55B, 223	Single Crimp	Gold	Silver	TEFLON	MIL Type	44.45 1.750	—	91904-1	69223-1	5331175
	O Crimp	Gold	Nickel	TEFLON	MIL Type	37.29 1.468	69478-1	220189-3	69727-1	5225974-2
142, 142A, 142B, 400	Single Crimp	Gold	Silver	TEFLON	MIL Type	44.45 1.750	69331-1	—	69429-1	5331182
	O Crimp	Gold	Nickel	TEFLON	MIL Type	37.29 1.468	—	58537-1	69669-1	5225974-5


BELDEN is a trademark of Belden Wire and Cable Company.
 COMM/SCOPE is a trademark of Commscope, Inc.
 TEFLON is a trademark of E.I. DuPont de Nemours and Company.

Note: Part Numbers are RoHS compliant except: ♦ Indicates non-RoHS compliant.

BNC Connectors, 50 Ohm (Continued)

Jacks, Crimp

Single Crimp



Hex and O Crimp



RG/U Cable	Termination Type	Center Contact Plating	Body Plating	Dielectric	Style	Dim. L	CERTI-CRIMP Hand Tool with Integral Die	Interchangeable Dies for PRO-CRIMPER Hand Tool 354940-1 or PRO-CRIMPER Adapter 679304-1	Interchangeable Dies for Hand Tool 69710-1 & 626 Pneu. Head 318161-1	Part No.
174, 188, 188A, 316	Hex Crimp	Gold	Nickel	Polymethyl-pentene	Commercial	33.02 1.300	—	58436-3	—	5413779-3
	O Crimp	Gold	Nickel	Polypropylene	Commercial	30.48 1.200	—	1424050-1	220217-3	5228979-7
	O Crimp	Gold	Nickel	TEFLON	MIL Type	30.48 1.200	—	1424050-1	220026-1	5225396-7
	Single Crimp	Gold	Silver	TEFLON	MIL Type	33.33 1.312	—	—	69422	2-5330062-1
179, 179A, 179B, 161, 187, 187A, BELDEN 9221	Hex Crimp	Gold	Nickel	Polymethyl-pentene	Commercial	33.02 1.300	—	58436-3	—	2-5413779-4
58, 58A, 58B, 58C	O Crimp	Gold	Nickel	Polypropylene	Commercial	30.48 1.200	220187-1	58435-1 ¹	220217-1	5228979-5
	O Crimp	Gold	Nickel	TEFLON	MIL Type	30.48 1.200	—	91901-1	69727	5225396-1
223, 55, 55A, 55B	Single Crimp	Gold	Silver	TEFLON	MIL Type	33.33 1.312	69140-2	91904-3	69424	2-5329452-2
124, 140, 210, 62, 62A, 62B, 59, 59A, 59B, BELDEN 9291, 9209, 9269	O Crimp	Gold	Nickel	Polypropylene	Commercial	30.48 1.200	220187-2	58435-1 ¹	220217-2	5228979-6
	O Crimp	Gold	Nickel	TEFLON	MIL Type	30.48 1.200	—	58537-1	69669-1	5225396-2

¹Order Tyco Electronics PRO-CRIMPER Coaxial "O" Crimp Hand Tool assembly 58433-1, which includes dies 58435-1.

BELDEN is a trademark of Belden Wire and Cable Company.
TEFLON is a trademark of E.I. Dupont de Nemours and Company.

Note: Part Numbers are RoHS compliant except: ♦ Indicates non-RoHS compliant.

BNC Connectors, 50 Ohm (Continued)
Jacks, Twist-On
Related Product Data

Twist-on jacks must be used with cable that has a solid conductor. These jacks are not recommended for applications where the cable frequently moves or flexes.

Mating Twist-On Plug — Page 50



RG/U Cable	Center Contact	Body Plating	Dielectric	Style	Part No.
59, 59A, 59B	Gold	Nickel	Acetal	Commercial	222428-1

Panel Jacks, Crimp


Recommended Panel Cutout

RG/U Cable	Termination Type	Center Contact Plating	Body Plating	Dielectric	Style	CERTI-CRIMP Hand Tool with Integral Die	Interchangeable Dies for PRO-CRIMPER Hand Tool 354940-1 or PRO-CRIMPER Adapter 679304-1	Interchangeable Dies for Hand Tool 69710-1 & 626 Pneu. Head 318161-1	Part No.
174, 188, 188A, 316	O Crimp	Gold	Nickel	TEFLON	MIL Type	—	1424050-1	220026-1	5225397-7
58, 58A, 58B, 58C	O Crimp	Gold	Nickel	TEFLON	MIL Type	69478-1	91901-1	69727	5225397-1
124, 140, 210, 62, 62A, 62B, 59, 59A, 59B, BELDEN 9291, 9209, 9269, 89269	O Crimp	Gold	Nickel	TEFLON	MIL Type	69477-1	58537-1	69669-1	5225397-2

BELDEN is a trademark of Belden Wire and Cable Company.
TEFLON is a trademark of E.I. Dupont de Nemours and Company.

Note: Part Numbers are RoHS compliant except: ♦ Indicates non-RoHS compliant.

BNC Connectors, 50 Ohm (Continued)

Bulkhead Jacks, Crimp

Note: Panel Insulating Bushings — Page 54

Single Crimp



Hex and O Crimp



Recommended Panel Cutouts
Maximum Panel Thickness 3.18 [.125]



H = 11/16" across flats, 20.32 [.800] Max. across points

RG/U Cable	Termination Type	Center Contact Plating	Body Plating	Dielectric	Style	Dim. L	CERTI-CRIMP Hand Tool with Integral Die	Interchangeable Dies for PRO-CRIMPER Hand Tool 354940-1 or PRO-CRIMPER Adapter 679304-1	Interchangeable Dies for Hand Tool 69710-1 & 626 Pneu. Head 318161-1	Part No.
174, 188, 188A, 316	Hex Crimp	Gold	Nickel	Polymethyl-pentene	Commercial	36.83 1.450	—	58436-3	—	5413771-3
	O Crimp	Gold	Nickel	Polypropylene	Commercial	34.93 1.375	—	—	220217-3	5228980-7
	O Crimp	Gold	Nickel	TEFLON	MIL Type	35.71 1.406	—	—	220026-1	5225398-7
	Single Crimp	Gold	Silver	TEFLON	MIL Type	32.13 1.265	—	—	69422	2-5330063-1
179, 179A, 179B, 161, 187, 187A, BELDEN 9221	O Crimp	Gold	Nickel	TEFLON	MIL Type	35.71 1.406	—	1424050-1	220026-1	5225398-8
	Single Crimp	Gold	Silver	TEFLON	MIL Type	32.13 1.265	—	91910-1	69408	2-5329458-1
Times RD316	O Crimp	Gold	Nickel	TEFLON	MIL Type	35.71 1.406	—	91904-1	69669-2	1-5225398-5

BELDEN is a trademark of Belden Wire and Cable Company.
TEFLON is a trademark of E.I. Dupont de Nemours and Company.

Note: Part Numbers are RoHS compliant except: ♦ Indicates non-RoHS compliant.

BNC Connectors, 50 Ohm (Continued)

Bulkhead Jacks, Crimp (Continued)

Note: Panel Insulating Bushings— at the bottom of this page

Single Crimp



Recommended Panel Cutouts
Maximum Panel Thickness 3.18 [.125]



Hex and O Crimp



H = 11/16" across flats, 20.32 [.800] Max. across points

RG/U Cable	Termination Type	Center Contact Plating	Body Plating	Dielectric	Style	Dim. L	CERT-CRIMP Hand Tool with Integral Die	Interchangeable Dies for PRO-CRIMPER Hand Tool 354940-1 or PRO-CRIMPER Adapter 679304-1	Interchangeable Dies for Hand Tool 69710-1 & 626 Pneu. Head 318161-1	Part No.
58, 58A, 58B, 58C, BELDEN 88240, BERK-TEK BTDC-58, COMM/SCOPE 2135	Hex Crimp	Gold	Nickel	Polymethyl-pentene	Commercial	36.83 1.450	—	58436-1	—	5413771-1
58, 58A, 58B, 58C	O Crimp	Gold	Nickel	Polypropylene	Commercial	34.93 1.375	220187-1	58435-11	220217-1	5228980-5
	O Crimp	Gold	Nickel	TEFLON	MIL Type	41.28 1.625	—	91901-1	69727	5225398-1
	Single Crimp	Gold	Silver	TEFLON	MIL Type	32.13 1.265	—	91904-4	69223-1	2-5329456-1
223, 55, 55A, 55B	O Crimp	Gold	Nickel	TEFLON	MIL Type	35.71 1.406	—	91901-1	69727	5225398-3
142, 142A, 142B, 400	O Crimp	Gold	Nickel	TEFLON	MIL Type	35.71 1.406	—	91901-1	69727	5225398-6
124, 140, 210, 62, 62A, 62B, 59, 59A, 59B, BELDEN 9291, 9209, 9269	O Crimp	Gold	Nickel	Polypropylene	Commercial	34.93 1.375	220187-2	58435-11	220217-2	5228980-6

†Order Tyco Electronics PRO-CRIMPER Coaxial "O" Crimp Hand Tool assembly 58433-1, which includes dies 58435-1.

Panel Insulating Bushings for Bulkhead Jacks

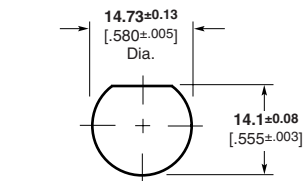
Material — Nylon

Note: Can not be used with single crimp bulkhead jacks.

BELDEN is a trademark of Belden Wire and Cable Company.
BERK-TEK is a trademark of Nexans, Inc.
COMM/SCOPE is a trademark of Commscope, Inc.
TEFLON is a trademark of E.I. Dupont de Nemours and Company.



Part No. 330620 (2 Required)



Recommended Panel Cutout

Note: Part Numbers are RoHS compliant except: ♦ Indicates non-RoHS compliant.

BNC Connectors, 50 Ohm (Continued)

Plugs, for JIS Cables, Crimp

Plating

Body — Nickel

Center Contact — Gold



JIS Cable	Termination Type	Dielectric	Dim. L	Interchangeable Dies for PRO-CRIMPER Hand Tool 354940-1 or PRO-CRIMPER Adapter 679304-1	Part No.
3D-2V	Hex Crimp	Polyethylene	33.53 1.320	58436-1	3-5221128-1

Bulkhead Solder Jacks, Front Mount

Body Plating — Nickel



Recommended Panel Cutout

Without Solder Terminal



With Solder Terminal



Contact Material	Dielectric	Dimensions		Panel Thickness	Insulating Bushing	Part No.	
		L	W			Without Solder Terminal*	With Solder Terminal**
Silver	VALOX	26.93	13.09	1.17-3.18 .046-.125	227223-1 or 221951-1	5227754-3	5227755-3
		1.060	.515				
Gold	VALOX	33.33	13.09	1.17-6.35 .046-.250	227223-1 or 221951-1	—	5227169-7
		1.312	.515				
	TEFLON	26.93	13.09	1.17-3.18 .046-.125	227223-1 or 221951-1	5227754-2	5227755-2
		1.060	.515				
Tin	VALOX	33.33	13.09	1.17-6.35 .046-.250	227223-1 or 221951-1	5227169-4	5227169-8
		1.312	.515				
Tin	VALOX	26.93	13.09	1.17-3.18 .046-.125	227223-1 or 221951-1	5227715-3	5227716-3
		1.060	.515				
Tin	VALOX	33.33	13.09	1.17-6.35 .046-.250	227223-1 or 221951-1	—	5227169-5
		1.312	.515				
Tin	VALOX	26.93	13.09	1.17-3.18 .046-.125	227223-1 or 221951-1	5227754-1	5227755-1
		1.060	.515				

*Includes lockwasher and jam nut.

**Includes solder terminal and jam nut.

TEFLON is a trademark of E.I. Dupont de Nemours and Company.
VALOX is a trademark of General Electric Company.

Note: Part Numbers are RoHS compliant except: ♦ Indicates non-RoHS compliant.

BNC Connectors, 50 Ohm (Continued)

Insulating Bushings



Part No. 227223-1



Recommended Panel Cutout



Part No. 221951-1



Recommended Panel Cutout

Isolated Bulkhead Solder Jacks, Front Mount

Plating

Body — Nickel

Dielectric — White VALOX

Center Contact Plating	Flange & Thread Material	Part No.
Tin	VALOX	5227726-1
Silver	VALOX	5227726-2
Gold	VALOX	5227726-3



Recommended Panel Cutout

Plating

Body — Nickel

Center Contact — Silver

Dielectric — Black VALOX

Flange & Thread Material — Black VALOX



Recommended Panel Cutout

Part No. 5414194-1

Sealed Bulkhead Solder Jack, Rear Mount

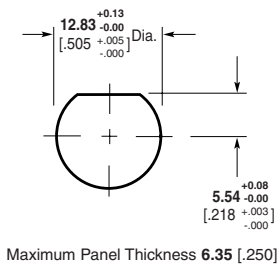
Plating

Body — Nickel

Center Contact — Gold

Dielectric — Polymethylpentene

This connector is designed to prevent moisture from entering the interface from the rear of the connector.



Recommended Panel Cutout

Part No. 5227426-1

Note: Part Numbers are RoHS compliant except: ♦ Indicates non-RoHS compliant.

VALOX is a trademark of General Electric Company.

BNC Connectors, 50 Ohm (Continued)

**Right-Angle Jacks
PC Board/Panel Mount**

Body — Nickel
Dielectric — Polymethylpentene

VALOX Body



Metal Body



Mounting Post Style



Compliant Post



Maximum Panel Thickness 6.1 [240]

Recommended Panel Cutout

Lockwasher and Jam Nut



Part No.
1-329632-2

Part No.
1-329631-2

Without Mounting Posts



With Mounting Posts



Recommended PC Board Layouts

Body Material	Center Contact Plating	Dimensions			Part No.				
		A	B	C	Without Mounting Posts	With Mounting Posts	L	With Compliant Posts	L
VALOX, White	Tin	8.59 .338	21.21 .835	15.88 .625	5226990-1	5227161-1	3.48 .137	—	—
	Gold1	8.59 .338	21.21 .835	15.88 .625	5226990-3	5227161-3	3.48 .137	—	—
	Gold1	6.91 .272	21.21 .835	13.18 .519	—	5227161-7	3.48 .137	—	—
VALOX, Black	Tin	8.59 .338	21.21 .835	15.88 .625	—	5227161-2	3.48 .137	—	—
	Gold1	8.59 .338	21.21 .835	15.88 .625	5226990-6	5227161-6	3.48 .137	—	—
	Gold1	6.91 .272	21.21 .835	13.18 .519	—	5227161-9	3.48 .137	—	—
Metal	Gold1	6.17 .243	21.21 .835	11.68 .460	—	5415046-1	—	—	—
	Tin	8.26 .325	20.83 .820	15.88 .625	—	5227661-1	3.48 .137	—	—
	Gold1	8.26 .325	20.83 .820	15.88 .625	5227676-1	5227677-1	3.48 .137	—	—
	Gold1	6.91 .272	20.83 .820	12.70 .500	1274668-1	5413879-1	3.48 .137	—	—
High Temp. Housing	Gold1	6.91 .272	21.21 .835	13.18 .519	—	—	—	5415218-5	2.79 .110

Plating:

Gold1 — 0.00076 [0.000030] thick

Gold2 — 0.00127 [0.000050] thick

Note: If an Insulating Bushing is required see part number 330620 and Panel Cutout on page 54.

VALOX is a trademark of General Electric Company.

Note: Part Numbers are RoHS compliant except: ♦ Indicates non-RoHS compliant.

BNC Connectors, 50 Ohm (Continued)

**Vertical Jacks
PC Board/Panel Mount**

Plating
Body — Nickel
Dielectric — Polymethylpentene



Maximum Panel Thickness 6.1 [.240]

Recommended Panel Cutout

Lockwasher and Jam Nut



Part No.
1-329632-2

Part No.
1-329631-2

VALOX Body



Metal Body



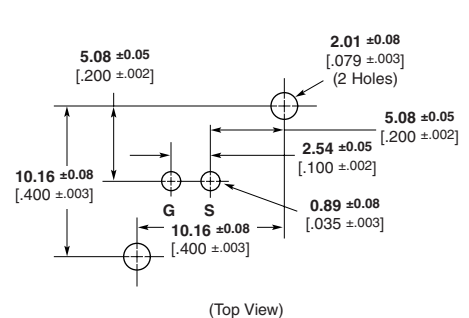
Body Material	Center Contact Plating	Dim. B	Dim. L	Part No.	
				Without Mounting Posts	With Mounting Posts
VALOX, White	Tin	21.21 .835	3.48 .137	5226993-1	5227222-1
	Gold	21.21 .835	3.48 .137	5226993-3	5227222-3
VALOX, Black	Tin	21.21 .835	3.48 .137	5226993-2	5227222-2
	Gold	21.21 .835	3.48 .137	5226993-6	5227222-6
Metal	Tin	20.83 .820	3.48 .137	—	5227671-1
	Gold	20.83 .820	3.48 .137	—	5227673-1

Note: If an Insulating Bushing is required see part number 330620 and Panel Cutout on page 54.

Without Mounting Posts



With Mounting Posts



Recommended PC Board Layouts

* Screw for board thickness of 2.38 [.093] or greater **Part No. 221108-2**.
Screw for thickness of less than 2.38 [.093] **Part No. 221108-4**.

VALOX is a trademark of General Electric Company.

Note: Part Numbers are RoHS compliant except: ♦ Indicates non-RoHS compliant.

BNC Connectors, 50 Ohm (Continued)

**Jacks with
Mounting Flanges
PC Board/Panel Mount**



Maximum Panel Thickness 6.1 [.240]

Recommended Panel Cutout



Body Material	Center Contact Plating	Part No.
VALOX, White	Tin	5226978-1
	Gold	5226978-3

Lockwasher and Jam Nut



Part No.
1-329632-2



Part No.
1-329631-2



Recommended PC Board Layout

VALOX is a trademark of General Electric Company.

Note: Part Numbers are RoHS compliant except: ♦ Indicates non-RoHS compliant.

BNC Connectors, 50 Ohm (Continued)

**Vertical Metalized Jacks
PC Board Mount**

Recommended PC Board Layouts

Style A



Style B



Style C



Body Plating	Center Contact Plating	Dielectric	Style	Leg Length L	Part No.
	Silver	VALOX	A	6.35 .250	5227699-1
	Gold	VALOX	A	6.35 .250	5227699-2
	Tin	VALOX	A	6.35 .250	5227699-3
Nickel	Gold	VALOX	A	3.81 .150	5414460-1 ¹
	Silver	VALOX	C	4.45 .175	5222420-1
	Gold	VALOX	E	6.35 .250	5415189-1
	Gold	TEFLON	B	3.30 .130	5413969-2
Tin-Lead	Silver	VALOX	C	3.18 .125	5414305-1
	Gold	VALOX	D	3.43 .135	5221123-2

¹With .76 [0.030] standoffs on top of legs.

Style D



Style E (Panel Mount)



TEFLON is a trademark of E.I. Dupont de Nemours and Company.
VALOX is a trademark of General Electric Company.

Note: Part Numbers are RoHS compliant except: ♦ Indicates non-RoHS compliant.

BNC Connectors, 50 Ohm (Continued)

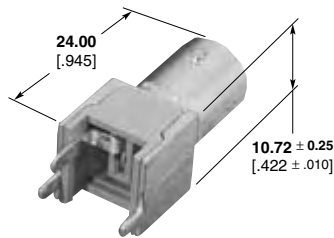
**Vertical Metalized Jacks,
PC Board Mount**



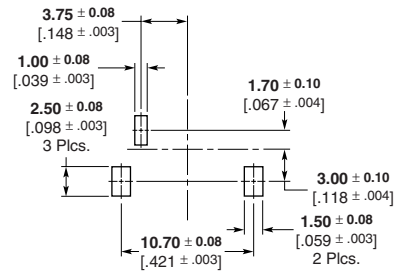
**Part No. 1274314-1
(Switching)**



**Recommended
PC Board Layout**



Part No. 1274315-1



**Recommended
PC Board Layout**

Body Plating	Contact Plating	Dielectric	Part No.
Tin	Silver	Polyphenylene	6274314-1
Tin	Silver	Polyphenylene	6274315-1

**Press Fit Vertical Metalized Jack,
PC Board Mount**



Part No. 5222006-1

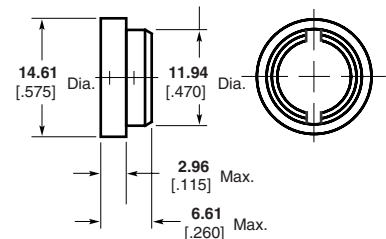


Recommended PC Board Layout
PC Board Thickness Not Less Than 0.99 [0.093]

Insulating Bushing

Material — Polypropylene
Part No. 222163-1

Only to be used on Part Nos. 5222006-1 & 5222462-1



Note: Part Numbers are RoHS compliant except: ♦ Indicates non-RoHS compliant.

BNC Connectors, 50 Ohm (Continued)

Right-Angle Metalized Jacks, PC Board Mount



Body Plating	Dielectric	Center Contact Length	Part No.
Nickel	Polymethyl-pentene	4.34 .171	5413631-1
Tin	TEFLON	4.34 .171	5413631-2
Nickel	Polymethyl-pentene	3.33 .131	5413631-3



Body	Dielectric	Contact	Part No.
Nickel	TPX	Gold	5414373-1

Right-Angle Metalized Jacks, PC Board/Panel Mount



Body Plating	Dielectric	Part No.
Tin	TEFLON	5415025-2
Tin	TPX	5415025-1

Lockwasher and Jam Nut see page 59.

TEFLON is a trademark of E.I. Dupont de Nemours and Company.
TPX is a trademark of Mitsui Chemicals America, Inc.

Note: Part Numbers are RoHS compliant except: ♦ Indicates non-RoHS compliant.

BNC Connectors, 50 Ohm (Continued)

Tee Adapters



Style	Body Material and Plating	Center Contact Material and Plating	Dielectric	Dimensions			Comparable UG/U Connector	Packaging No. Per Pkg.	Part No.
				D	E	F			
A	Brass, Nickel	BE CU, Gold (30) ²	TEFLON	32.54 1.281	26.19 1.031	14.27 .562	274A	Bulk (100)	221543-2
		PH BR, Gold (15) ²	Acetal	33.02 1.300	27.31 1.075	14.50 .571	—	Bulk (100)	5413592-2
	Zinc, Nickel	BE CU, Gold (30) ²	Acetal	33.02 1.300	27.31 1.075	14.50 .571	—	Bulk (100)	5413592-6
		PH BR, Gold (15) ²	Acetal	33.02 1.300	27.31 1.075	14.50 .571	—	Individual (1) ³	5413592-9
		BE CU, Silver (200) ²	Acetal	33.02 1.300	27.31 1.075	14.50 .571	—	Individual (1)	1-5413592-1
B	Zinc, Nickel	BE CU, Gold (30) ²	Acetal	32.54 1.281	31.12 1.225	17.15 .675	—	Bulk (100)	5413366-21
C	Brass, Nickel	BE CU, Silver (200) ²	TEFLON	32.54 1.281	23.37 .920	—	—	Bulk (100)	221988-1
	Zinc, Nickel	PH BR, Gold (50) ²	Acetal	32.54 1.281	23.62 .930	—	—	Bulk (100)	5414311-1

¹Gray insulation cover
²(Microinches min thickness)
³(Special graphics)

Tee Adapter Covers

Material — Polypropylene, general purpose

Color	Part No.
Black	221586-1
Ivory	221586-3



TEFLON is a trademark of E.I. Dupont de Nemours and Company.

Note: Part Numbers are RoHS compliant except: ♦ Indicates non-RoHS compliant.

BNC Connectors, 50 Ohm (Continued)

Jack-Jack Adapters

Style A


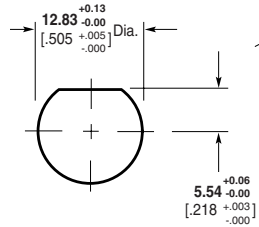


Style B



Body Plating	Center Contact Plating	Dielectric	Style	Part No.
Nickel	Silver	TEFLON	A	221551-1
Nickel	Gold	TEFLON	A	221551-3
Nickel	Gold	Polymethylpentene	B	5414414-1

Bulkhead Jack-Jack Adapters



Body Plating	Center Contact Plating	Dimensions		Dielectric	Part No.
		H	L		
Nickel	Silver	17.45 .687	38.10 1.500	TEFLON	330024
Nickel	Gold1	17.78 .700	36.07 1.420	Polyethylene	5228226-1
Nickel	Gold2	17.78 .700	36.07 1.420	Polyethylene	5228226-3

Plating:

Gold1—0.00127 [.000050] thick Gold2—0.00076 [.000015] thick

Note: If an Insulating Bushing is required see part number 330620 and Panel Cutout on page 54.

Recommended Panel Cutout

H= 11/16 across flats, 20.32 [.800] across points.

Isolated Bulkhead Jack-Jack Adapter

Body Plating	Center Contact Plating	Dielectric	Part No.
Nickel	Gold	Polymethylpentene	5414105-1



Recommended Panel Cutout

H= 11/16 across flats, 20.32 [.800] across points.

Plug-Plug Adapter

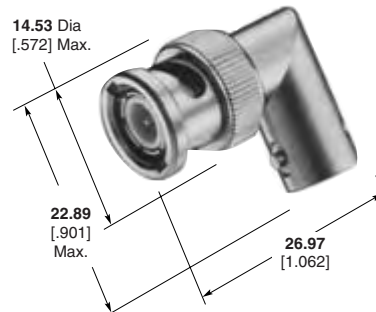


Contact Plating	Body Plating	Part No.
Gold	Nickel	415796-1

Right-Angle Adapters

(Jack-Plug)

Body Plating	Center Contact Plating	Dielectric	Part No.
Nickel	Silver	TEFLON	5329517
Nickel	Gold	TEFLON	5222165-2
Nickel	Gold	Polymethylpentene	5414666-1



TEFLON is a trademark of E.I. Dupont de Nemours and Company.

Note: Part Numbers are RoHS compliant except: ♦ Indicates non-RoHS compliant.

BNC Connectors, 50 Ohm (Continued)

**Terminator Plugs
50, 75, 93 Ohm**

Plating

Body—Nickel
Center Contact—Gold
Dielectric—Polyethylene



Resistor Specification	Part No.	
	With Tether	Without Tether
1 Watt, 50 Ohm	5221629-1	5221629-4
1 Watt, 75 Ohm	5221629-2	5221629-5
1 Watt, 93 Ohm	—	5221629-6
0.5 Watt, 75 Ohm	—	—
1 Watt, 50 Ohm	1-5221629-6 ¹	—

¹ Tether is conductive with #4 stud size

Insulated Terminators

Insulation Material
Polyphenylene oxide

Long Cover



Register Specification	Color	Cover Style	Part No.
1 Watt, 50 Ohm	Gray	Long	5413557-1
		Short	5413364-2
	Black	Long	5413557-2

* The Short Cover is required when mating the Terminator with a Tee Adapter.

Jack Covers

Body Plating	Part No.
Silver	330022
Nickel	1-330022-2



Shorting Caps

Plating

Body—Nickel
Center Contact—Gold




Part No. 413453-1

Note: Part Numbers are RoHS compliant except: ♦ Indicates non-RoHS compliant.

BNC Connectors, 75 Ohm

Plugs, Crimp

These connectors have been designed for optimum performance and have a true 75 ohm impedance the complete length of the connector. The crimp die tooling listed below is different from the equivalent 50 ohm connectors.



Plugs

RG/U Cable	Termination Type	Center Contact Plating	Body Plating	Dielectric	Style	Dim. L	Interchangeable Dies for PRO-CRIMPER Hand Tool 354940-1 or PRO-CRIMPER Adapter 679304-1	Interchangeable Dies for Hand Tool 69710-1 & 626 Pneu. Head 318161-1	Part No.
179, 179A, 179B, 187, 187A, 161, BELDEN 9221	Hex Crimp	Gold	Nickel	Polyethelene	Commercial	29.46 1.160	58425-2	—	5413589-8
	O Crimp	Gold	Nickel	Polyethelene	Commercial	35.56 1.140	318451-2	—	5221185-8
AT&T 735A	Hex Crimp	Gold	Nickel	Polyethelene	Commercial	29.46 1.160	58425-2	—	1-5413589-0
	O Crimp	Gold	Nickel	Polyethelene	Commercial	27.69 1.090	58174-1	58248-3	1-5221185-8
BELDEN 8218	Hex Crimp	Gold	Nickel	Polyethelene	Commercial	29.46 1.160	58425-2	—	5413589-3
	O Crimp	Gold	Nickel	Polyethelene	Commercial	27.69 1.090	58174-1	58248-3	5221185-3
140, 210, 62, 62A, 62B, 59, 59A, 59B, BELDEN 9291, 9209, 9269	Hex Crimp	Gold	Nickel	Polyethelene	Commercial	29.46 1.160	58425-1	—	5413589-2
	O Crimp	Gold	Nickel	Polyethelene	Commercial	27.69 1.090	58536-1	58248-2	5221185-2
302, BELDEN 89269, 88241, Hi-Temp 62A, Times PL-62, Berk Tek BTDC-59, BTDC-62	Hex Crimp	Gold	Nickel	Polyethelene	Commercial	29.46 1.160	58425-1	—	5413589-1
	O Crimp	Gold	Nickel	Polyethelene	Commercial	27.69 1.090	58536-1	58248-2	5221185-9
BELDEN 8212, 9104, 9112, 9167, 9240, 9259, 9266, Times FM-59, (RG 59 Type with 20 AWG C.C.)	Hex Crimp	Gold	Nickel	Polyethelene	Commercial	29.46 1.160	58425-1	—	5413589-7
	O Crimp	Gold	Nickel	Polyethelene	Commercial	27.69 1.090	58536-1	—	1-5221185-0
BELDEN 9145, AT&T 734A	Hex Crimp	Gold	Nickel	Polyethelene	Commercial	29.46 1.160	58425-1	—	5413589-7
	O Crimp	Gold	Nickel	Polyethelene	Commercial	27.69 1.090	58536-1	—	1-5221185-0
BELDEN 9248, 9114	O Crimp	Gold	Nickel	Polyethelene	Commercial	25.65 1.010	58536-1	—	5221185-1
6, 6A	O Crimp	Gold	Nickel	Polyethelene	Commercial	37.85 1.490	58538-1	58248-1	5221185-7
BELDEN 8281, 9141, 9231, Western Electric 724, 728, 3049	Hex Crimp	Gold	Nickel	Polyethelene	Commercial	29.46 1.160	58425-3	—	5413589-5
	O Crimp	Gold	Nickel	Polyethelene	Commercial	28.45 1.120	58538-1	58248-1	5221185-5
COMM/SCOPE S59 Hec	O Crimp	Gold	Nickel	Polyethelene	Commercial	28.96 1.140	58536-1	—	2-5221185-9
COMM/SCOPE F59 Hec-z	O Crimp	Gold	Nickel	Polyethelene	Commercial	28.96 1.140	58536-1	—	3-5221185-1

AT&T is a trademark of AT&T Corporation.

BELDEN is a trademark of Belden Wire and Cable Company.

COMM/SCOPE is a trademark of Commscope, Inc.

Note: Part Numbers are RoHS compliant except: ♦ Indicates non-RoHS compliant.

BNC Connectors, 75 Ohm (Continued)

Plugs for JIS Cables, Crimp

Plating

Body — Nickel
Center Contact — Gold




JIS Cable	Termination Type	Dielectric	Dim. L	Interchangeable Dies for PRO-CRIMPER Hand Tool 354940-1 or PRO-CRIMPER Adapter 679304-1	Part No.
3C-2V	Hex Crimp	Polymethylpentene	29.46 1.160	58425-1	1-5413589-1
2.5C-2V	Hex Crimp	Polymethylpentene	29.46 1.160	58425-2	1-5413589-6

Bulkhead Jacks for JIS Cables, Crimp

Plating

Body — Nickel
Center Contact — Gold
Dielectric — Polymethylpentene



JIS Cable	Termination Type	Dielectric	Dim. L	Interchangeable Dies for PRO-CRIMPER Hand Tool 354940-1 or PRO-CRIMPER Adapter 679304-1	Part No.
1.5C-2V	Hex Crimp	75Ω	36.83 1.450	58425-2	5413590-4*

*Packaged in 100 pieces per bag.

Note: Part Numbers are RoHS compliant except: ♦ Indicates non-RoHS compliant.

BNC Connectors, 75 Ohm (Continued)

Right-Angle Plugs, Crimp



RG/U Cable	Termination Type	Center Contact Plating	Body Plating	Dielectric	Style	Dim. L	Interchangeable Dies for PRO-CRIMPER Hand Tool 354940-1 or PRO-CRIMPER Adapter 679304-1	Interchangeable Dies for Hand Tool 69710-1 & 626 Pneu. Head 318161-1	Part No.
179, 179A, 179B, 187, 187A, 161 BELDEN 9221	Hex Crimp	Gold	Nickel	Polymethyl-pentene	Commercial	39.45 1.553	58425-2	—	5413588-8
AT&T 735A	Hex Crimp	Gold	Nickel	Polymethyl-pentene	Commercial	39.45 1.553	58425-2	—	1-5413588-0
AT&T KS 19224 L2, RD179 Double Braid	Hex Crimp	Gold	Nickel	Polymethyl-pentene	Commercial	39.45 1.553	58425-2	—	5413588-4
140, 210, 62, 62A, 62B, 59, 59A, 59B, BELDEN 9291, 9209, 9269	Hex Crimp	Gold	Nickel	Polymethyl-pentene	Commercial	39.45 1.553	58425-1	—	5413588-2
	O Crimp	Gold	Nickel	Polymethyl-pentene	Commercial	39.88 1.570	58536-1	58248-2	5221402-2
BELDEN 8212, 9104, 9112, 9240, 9167, 9259, 9266, Times FM-59, (RG 59 Type with 20 AWG C.C.)	Hex Crimp	Gold	Nickel	Polymethyl-pentene	Commercial	39.45 1.553	58425-1	—	5413588-9
BELDEN 9145, AT&T 734A	O Crimp	Gold	Nickel	Polymethyl-pentene	Commercial	39.88 1.570	58536-1	—	5221402-4

AT&T is a trademark of AT&T Corporation.
BELDEN is a trademark of Belden Wire and Cable Company.

Note: Part Numbers are RoHS compliant except: ♦ Indicates non-RoHS compliant.

BNC Connectors, 75 Ohm (Continued)

Jacks, Crimp

Hex and O Crimp



RG/U Cable	Termination Type	Center Contact Plating	Body Plating	Dielectric	Style	Dim. L	Interchangeable Dies for PRO-CRIMPER Hand Tool 354940-1 or PRO-CRIMPER Adapter 679304-1	Interchangeable Dies for Hand Tool 69710-1 & 626 Pneu. Head 318161-1	Part No.
179, 179A, 179B, 161, 187, 187A, BELDEN 9221	Hex Crimp	Gold	Nickel	Polyethelene	Commercial	33.02 1.300	58425-2	—	5413760-8
	O Crimp	Gold	Nickel	Polyethelene	Commercial	30.48 1.200	318451-2	—	5221199-5
BELDEN 8218	Hex Crimp	Gold	Nickel	Polyethelene	Commercial	33.02 1.300	58425-2	—	5413760-3
140, 210, 62, 62A, 62B, 59, 59A, 59B, BELDEN 9291, 9209, 9269	O Crimp	Gold	Nickel	Polyethelene	Commercial	30.48 1.200	58536-1	58248-2	5221199-2
302, BELDEN 88241, 89269, Hi-Temp 62A, Times PL-62, Berk Tek BTDC-59, BTDC-62	Hex Crimp	Gold	Nickel	Polyethelene	Commercial	33.02 1.300	58425-1	—	5413760-1
BELDEN 8212, 9104, 9112, 9240, 9167, 9259, 9266, Times FM-59, (RG 59 Type with 20 AWG C.C.)	Hex Crimp	Gold	Nickel	Polyethelene	Commercial	33.02 1.300	58425-1	—	5413760-9
BELDEN 9248, 9114	O Crimp	Gold	Nickel	Polyethelene	Commercial	30.48 1.200	58536-1	—	5221199-1

BELDEN is a trademark of Belden Wire and Cable Company.

Note: Part Numbers are RoHS compliant except: ♦ Indicates non-RoHS compliant.

BNC Connectors, 75 Ohm (Continued)
Bulkhead Jacks, Crimp
Hex and O Crimp


Maximum Panel Thickness 6.1 [0.240]

Recommended Panel Cutout

RG/U Cable	Termination Type	Center Contact Plating	Body Plating	Dielectric	Style	Dim. L	Interchangeable Dies for PRO-CRIMPER Hand Tool 354940-1 or PRO-CRIMPER Adapter 679304-1	Interchangeable Dies for Hand Tool 69710-1 & 626 Pneu. Head 318161-1	Part No.
179, 179A, 179B, 161, 187, 187A, BELDEN 9221	Hex Crimp	Gold	Nickel	Polyethelene	Commercial	36.83 1.450	58425-2	—	5413590-8
	O Crimp	Gold	Nickel	Polyethelene	Commercial	34.93 1.375	318451-2	—	5221221-5
AT&T KS 19224 L2, RD179 Double Braid	Hex Crimp	Gold	Nickel	Polyethelene	Commercial	36.83 1.450	58425-2	—	5413590-4
BELDEN 8218	Hex Crimp	Gold	Nickel	Polyethelene	Commercial	36.83 1.450	58425-2	—	5413590-3
140, 210, 62, 62A, 62B, 59, 59A, 59B, BELDEN 9291, 9209, 9269	O Crimp	Gold	Nickel	Polyethelene	Commercial	34.93 1.375	58536-1	58248-2	5221221-2
BELDEN 8212, 9104, 9112, 9240, 9167, 9259, 9266, Times FM-59 (RG 59 Type with 20 AWG C.C.)	O Crimp	Gold	Nickel	Polyethelene	Commercial	34.93 1.375	58536-1	58248-2	5221221-7
BELDEN 9114, 9248	O Crimp	Gold	Nickel	Polyethelene	Commercial	34.93 1.375	58536-1	—	5221221-1

AT&T is a trademark of AT&T Corporation.
 BELDEN is a trademark of Belden Wire and Cable Company.

Note: Part Numbers are RoHS compliant except: ♦ Indicates non-RoHS compliant.

BNC Connectors, 75 Ohm (Continued)

**Bulkhead Solder Jacks
Front Mount**

Plating

Body — Nickel

Center Contact — Silver



Maximum Panel Thickness **3.18** [.125]

Recommended Panel Cutout

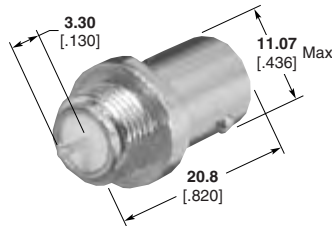


Note: If insulating bushing required use part no. 227223-1 or 221951-1 (for details, reference page 55).



Note: If insulating bushing required use part no. 227223-1 or 221951-1 (for details, reference page 55).

**Bulkhead Jack
PC Board Mount**



**Bulkhead Solder Jack
Rear Mount**

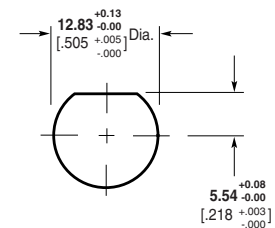
Lockwasher and Jam Nut see page 73.

Plating

Body — Nickel

Center Contact — Gold

Dielectric — Polymethylpentene



Maximum Panel Thickness **6.35** [.250]

Recommended Panel Cutout

Note: Part Numbers are RoHS compliant except: ♦ Indicates non-RoHS compliant.

BNC Connectors, 75 Ohm (Continued)

**Right-Angle Jacks
PC Board/Panel Mount**

Outer Shell — Nickel
Dielectric — Polymethylpentene
Lockwasher and Jam Nut see page 73.

VALOX Body



Metal Body



Maximum Panel Thickness **6.1 [240]**

Recommended Panel Cutout

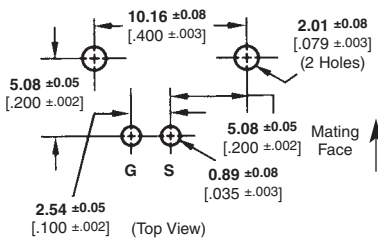


Recommended PC Board Layouts

Without Mounting Posts



With Mounting Posts



* Screw for panel thickness of **2.38 [3/32]** or greater
Part No. 221108-2.
Screw for panel thickness of less than **2.38 [3/32]**
Part No. 221108-4.

Body Material	Center Contact Plating	Dimensions				Part No.	
		A	B	C	L	Without Mounting Posts	With Mounting Posts
VALOX, Black w/ Compliant Posts (Economy)*	Gold3	6.17 .243	21.21 .835	11.68 .460	2.79 .110	—	5415105-2
VALOX, Black (Economy)*	Gold3	6.17 .243	21.21 .835	11.68 .460	4.01 .158	—	5415105-1
VALOX, White	Gold1	6.91 .272	21.21 .835	13.88 .519	3.48 .137	—	5413194-1
VALOX, White (Economy)*	Gold1	6.91 .272	21.21 .835	13.88 .519	3.48 .137	—	5415634-2
VALOX, Black	Gold1	6.91 .272	21.21 .835	13.88 .519	3.48 .137	—	5413194-2
VALOX, Black (Economy)*	Gold1	6.91 .272	21.21 .835	13.88 .519	3.48 .137	—	5415634-1
VALOX, Black (Economy)*	Gold1	8.59 .338	21.21 .835	15.88 .625	3.48 .137	—	5415633-1
VALOX, White	Gold2	8.59 .338	21.21 .835	15.88 .625	3.48 .137	—	5414459-1
Metal	Gold1	8.25 .325	20.83 .820	15.88 .625	2.16 .085	—	5222092-1
Metal	Gold1	8.25 .325	20.83 .820	15.88 .625	—	5222093-1	—
Metal (Economy)*	Gold1	8.25 .325	20.83 .820	15.88 .625	3.48 .137	—	5414409-1
Metal with Compliant Posts (Economy)*	Gold1	6.91 .272	20.83 .820	12.70 .500	3.48 .137	—	5415417-1
Metal with Compliant Posts (Economy)*	Tin	8.56 .337	21.21 .835	15.88 .625	3.48 .137	—	5415419-1
Metal	Gold1	8.25 .325	20.83 .820	15.88 .625	3.48 .137	—	5222092-3
Metal	Gold1	6.91 .272	20.83 .820	12.70 .500	3.48 .137	—	5414907-1
Metal	Gold1	6.91 .272	20.83 .820	12.70 .500	—	6274072-1	—
Metal (Economy)*	Gold1	6.91 .272	20.83 .820	12.70 .500	3.48 .137	—	6274084-1

*Economy connector uses 50 Ω part with smaller dielectric and stamped and formed contact, Phosphor Bronze contact material (Compare to regular connector which is 75 Ω, screw machined Beryllium Copper).

Plating:

Gold1 — 0.00076 [0.00030] thick
Gold2 — 0.00127 [0.00050] thick

Note: If an Insulating Bushing is required see part number 330620 and Panel Cutout on page 54.

VALOX is a trademark of General Electric Company.

Note: Part Numbers are RoHS compliant except: ♦ Indicates non-RoHS compliant.

BNC Connectors, 75 Ohm (Continued)

**Vertical Jacks
PC Board/Panel Mount**

Plating

Outer Shell — Nickel

Dielectric — Polymethylpentene

VALOX Body



Metal Body



Maximum Panel Thickness 6.1 [.240]

Recommended Panel Cutout

Body Material	Contact Plating	Dim. B	Dim. L	Part No.
VALOX, Black (Economy)*	Gold1	21.21 .835	3.48 .137	5415632-1
VALOX, White (Economy)*	Gold1	21.21 .835	3.48 .137	5415632-2
Metal	Gold1	20.83 .820	3.48 .137	5222132-1
Metal (Economy)*	Tin	21.21 .835	3.48 .137	5415520-1

*Economy connector uses 50 Ω part with smaller dielectric and stamped and formed contact, Phosphor Bronze contact material (Compare to regular connector which is 75 Ω, screw machined Beryllium Copper).

Plating:

Gold1 — 0.00076 [.000030] thick

Note: If an Insulating Bushing is required see part number 330620 and Panel Cutout on page 54.

Lockwasher and Jam Nut



Part No.
1-329632-2



Part No.
1-329631-2

* Screw for panel thickness of 2.38 [3/32] or greater

Part No. 221108-2.

Screw for panel thickness of less than 2.38 [3/32]

Part No. 221108-4.



(Top View)

Recommended PC Board Layout

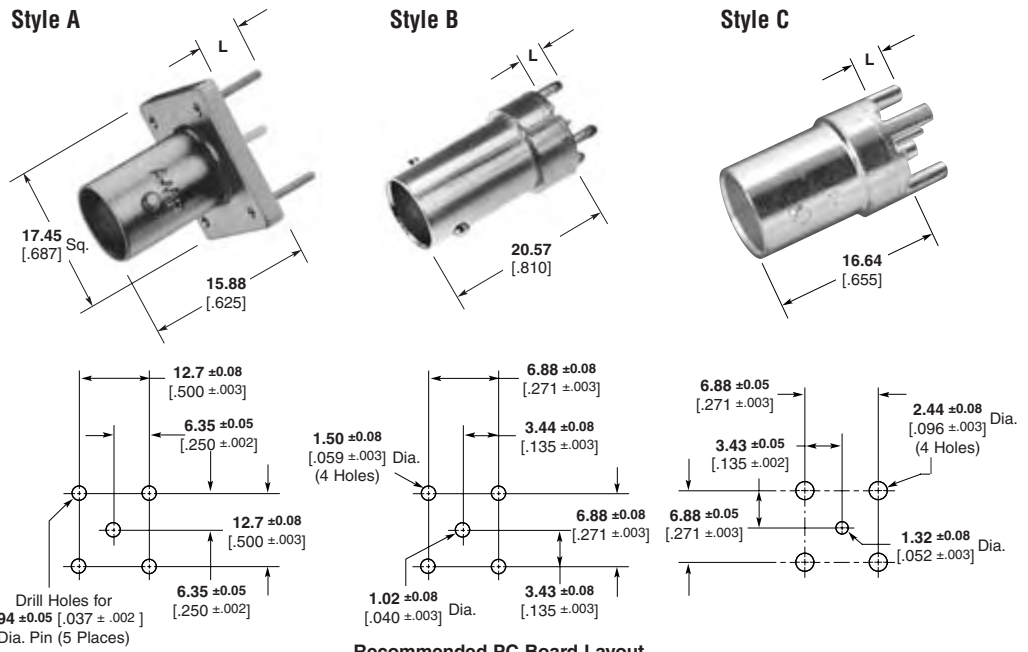
VALOX is a trademark of General Electric Company.

Note: Part Numbers are RoHS compliant except: ♦ Indicates non-RoHS compliant.

BNC Connectors, 75 Ohm (Continued)

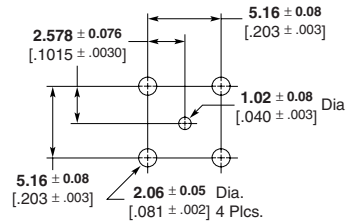
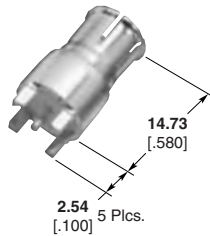
**Vertical Metalized Jacks
PC Board Mount**

Plating
Dielectric — TEFLON



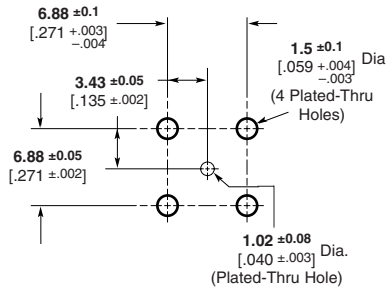
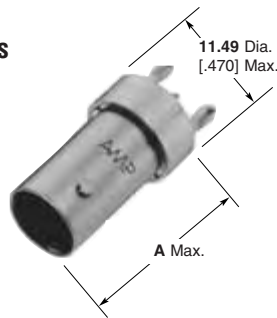
Recommended PC Board Layout

Style F (Push-On)



Body Plating	Center Contact Plating	Style	Leg Length L	Part No.
Nickel	Gold	B	3.30 .130	6274291-2
Tin	Gold	B	3.30 .130	6274291-1
Tin	Gold	B	6.35 .250	6274359-1
Tin	Gold	C	4.44 .175	5414394-1
Nickel	Silver	A	6.35 .250	5413986-1
Tin	Gold	F	2.54 .100	6274360-1

**Press Fit
Vertical Metalized Jacks
PC Board Mount**

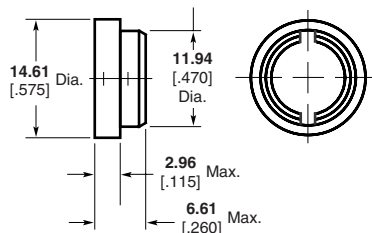


Recommended PC Board Layout

Dim. A	Part No.
20.57 .810	5222462-1
16.26 .640	5414088-1

Insulating Bushing

Material — Nylon
Part No. 222163-1
Only to be used on Part Nos.
5222462-1 and 5222006-1



TEFLON is a trademark of E.I. Dupont de Nemours and Company.

Note: Part Numbers are RoHS compliant except: ♦ Indicates non-RoHS compliant.

BNC Connectors, 75 Ohm (Continued)

Press Fit Vertical Metalized Jacks PC Board Mount
(Continued)



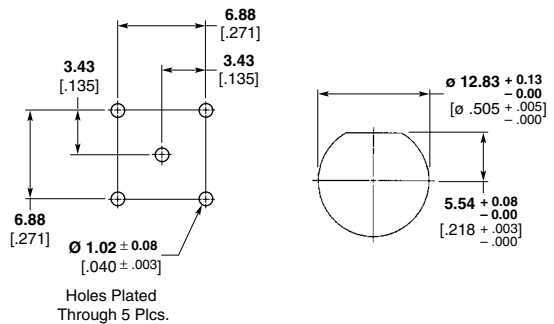
Recommended PC Board Layout

PC Board Thickness (Min.)	Part No.
2.36	5221336-3
.093	
3.17	5221336-4
.125	

Press Fit, Bulkhead Vertical Metalized Jack includes hardware

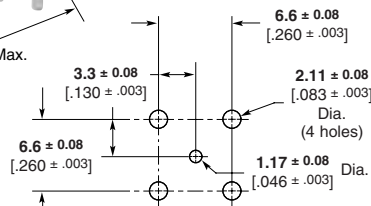


Part No. 6274124-2



Recommended PC Board Layout

Right-Angle Metalized Jacks PC Board Mount



Maximum PC Board Thickness 2.54 [.100]

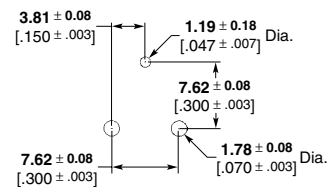
Recommended PC Board Layout

Body Plating	Dielectric	Contact Plating	Center Contact Dimension	Part No.
Nickel	TPX	Gold2	.171 [.007]	5413558-1
Tin	TEFLON	Gold2	.171 [.007]	5413558-2
Nickel	TPX	Gold2	.131 [.005]	5413558-3
Nickel	TPX	Gold1	.171 [.007]	5413558-5

Gold1—0.00076 [.000030] thick
Gold2—0.00127 [.000050] thick



Part No. 6274127-1



TEFLON is a trademark of E.I. Dupont de Nemours and Company.
TPX is a trademark of Mitsui Chemicals America, Inc.

Note: Part Numbers are RoHS compliant except: ♦ Indicates non-RoHS compliant.

BNC Connectors, 75 Ohm (Continued)

**Right-Angle Metalized
Jacks
PC Board/Panel Mount**

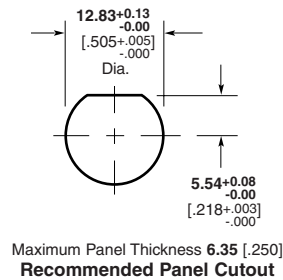


Body Plating	Dielectric	Part No.
Tin	TEFLON	6274425-2

**Bulkhead Jack-Jack
Adapter**

Plating

Body — Nickel
Center Contact — Gold
Dielectric — Polymethylpentene



**Right-Angle Adapter
(Jack-Plug)**

Plating

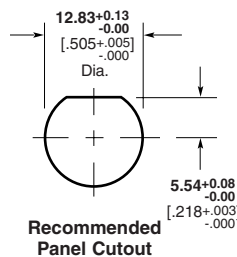
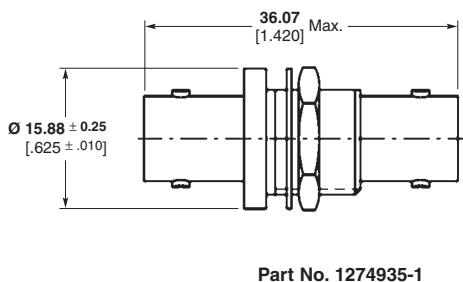
Body — Nickel
Center Contact — Gold
Dielectric — Polymethylpentene



**Bulkhead Jack-Jack
Adapter**

Plating

Body — Nickel
Center Contact — Gold
Dielectric — Polymethylpentene



Jack-Jack Adapter

Plating

Body — Nickel
Center Contact — Gold
Dielectric — Polymethylpentene



TEFLON is a trademark of E.I. Dupont de Nemours and Company.

Note: Part Numbers are RoHS compliant except: ♦ Indicates non-RoHS compliant.

BNC Connectors, 75 Ohm (Continued)

Bulkhead Jack-Push On Plug Adapter



Part No. 1274007-1



Recommended Panel Cutout

Note: Part Numbers are RoHS compliant except: ♦ Indicates non-RoHS compliant.